

Signify Classified - Internal
Cooper Lighting Solutions Photometric Lab
1121 Highway 74 South
Peachtree City, GA 30269



Scaled data based on original data using
LM-79-08 Approved Method: Electrical and Photometric Measurements of Solid-
State Lighting Products

Test Report Prepared for
Cooper Lighting Solutions
(formerly Eaton)

Brand: INVUE

Report Number: P870777

Luminaire Tested: **EMM2-HTN-SA2A-830-U-T3**

Issue Date: 09/05/2024



Test Information

Test Method: LM-79-08
Report Number: P870777
Test Lab: INNOVATION CENTER(G3)
Issue Date: 09/05/2024
Manufacturer: COOPER LIGHTING SOLUTIONS (FORMERLY EATON)
Product Line: INVUE
Catalog Number: EMM2-HTN-SA2A-830-U-T3
Description: EPIC MODERN TALL HOUSING DISCRETE LED ARRAYS 70W 80CRI 3000K
FIXTURE w/ TYPE III DISTRIBUTION OPTIC
Light Source: (20) 3000K CCT, 80 CRI LEDS
Ballast/Driver: ELECTRONIC DRIVER

Summary

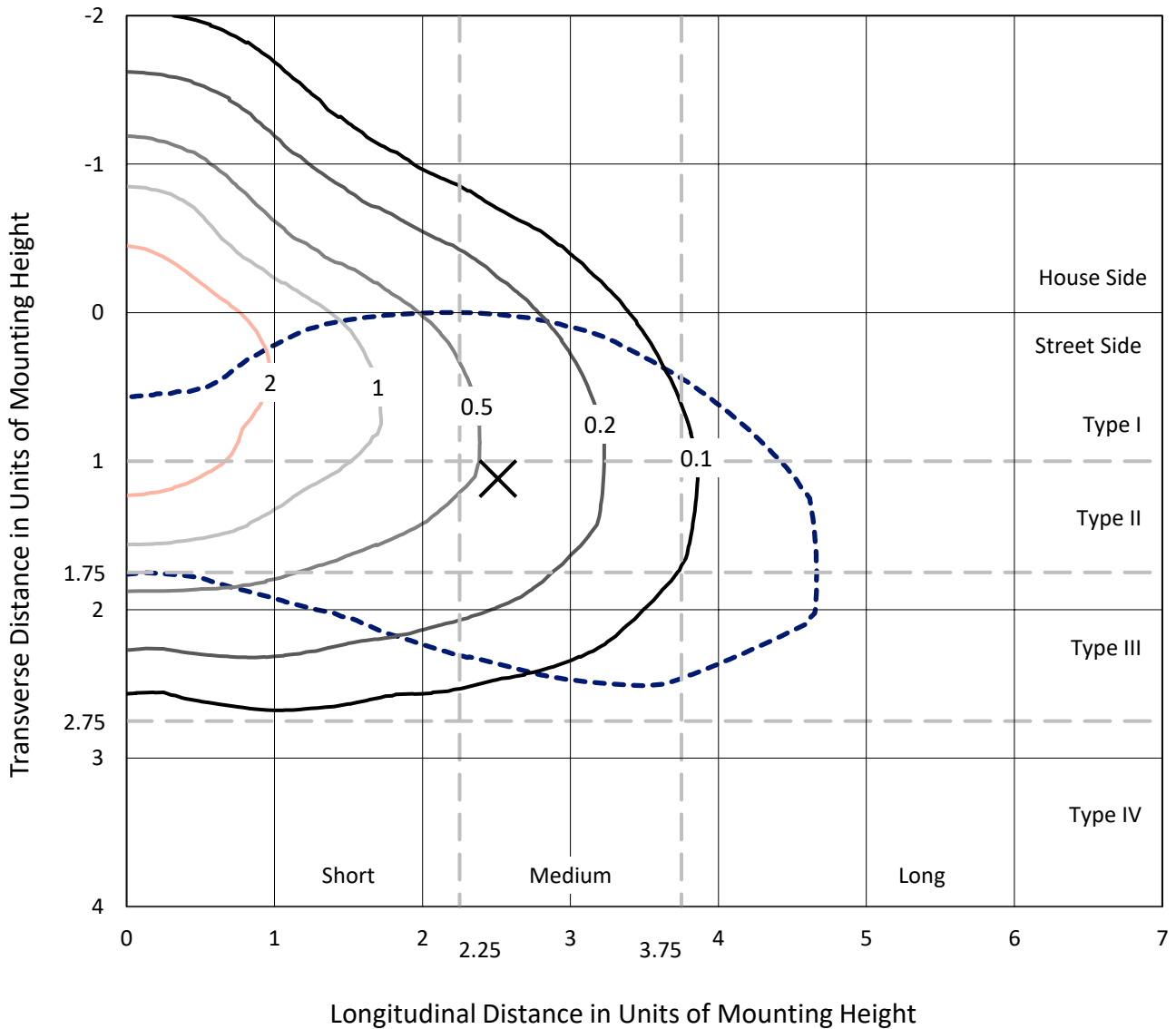
Lumens per Lamp: N/A
Luminaire Lumens: 8186.8 lumens
Efficiency: N/A
Efficacy: 134.2 lumens/watt
Luminous Opening: Rectangular (W 0.67' x L: 0.33' x H: 0')
IES Classification: Type III - Medium
BUG Rating: B2 - U0 - G2

Input Watts (W): 61
Input Voltage (V): 120
Input Current (A_{in}): NR
Voltage Rise (V): NR
Power Factor: 0.99
Total Harmonic Distortion (THDi): 9.89%
Frequency (hertz): 60
Stabilization Time: NR
Operation Time: NR
Ambient Temperature (°C): NR
Test Distance: 24 FT

REPORT NUMBER: P870777
 CATALOG NUMBER: EMM2-HTN-SA2A-830-U-T3

Iso-Footcandle Lines of Horizontal Illumination

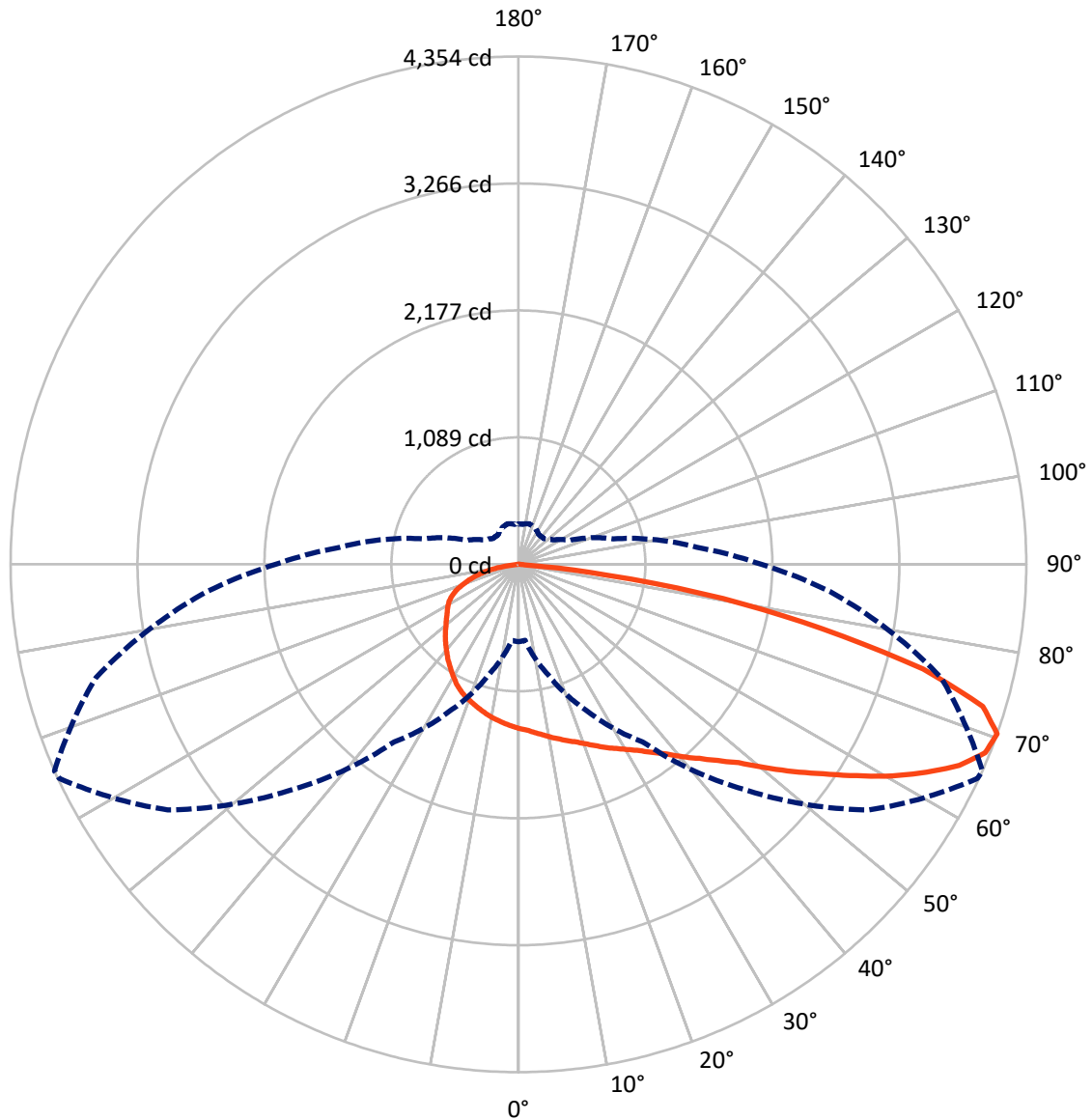
× Max cd
 - - - 1/2 Max cd



Based on 20 foot mounting height. Maximum calculated value = 3.8 fc
 Type III - Medium - N/A

REPORT NUMBER: P870777
CATALOG NUMBER: EMM2-HTN-SA2A-830-U-T3

Luminous Intensity Polar Plot



— Vertical Plane Through 66-Deg Lateral - - - Horizontal Cone Through 70-Deg Vertical

REPORT NUMBER: P870777

CATALOG NUMBER: EMM2-HTN-SA2A-830-U-T3

FLUX DISTRIBUTION:

		Downward	Upward	Total
House Side	Lumens	2109.8	0.0	2109.8
	% Fixture	25.8	0.0	25.8
Street Side	Lumens	6077.0	0.0	6077.0
	% Fixture	74.2	0.0	74.2
Total	Lumens	8186.8	0.0	8186.8
	% Fixture	100.0	0.0	100.0

ZONAL LUMENS:

Zone	Lumens	% Fixture
0°-10°	134.8	1.6
10°-20°	401.5	4.9
20°-30°	674.4	8.2
30°-40°	1016.1	12.4
40°-50°	1379.4	16.8
50°-60°	1639.2	20.0
60°-70°	1672.9	20.4
70°-80°	1118.9	13.7
80°-90°	149.7	1.8
90°-100°	0.0	0.0
100°-110°	0.0	0.0
110°-120°	0.0	0.0
120°-130°	0.0	0.0
130°-140°	0.0	0.0
140°-150°	0.0	0.0
150°-160°	0.0	0.0
160°-170°	0.0	0.0
170°-180°	0.0	0.0
0°-90°	8186.8	100.0
0°-180°	8186.8	100.0

Coefficient of Utilization



REPORT NUMBER: P870777

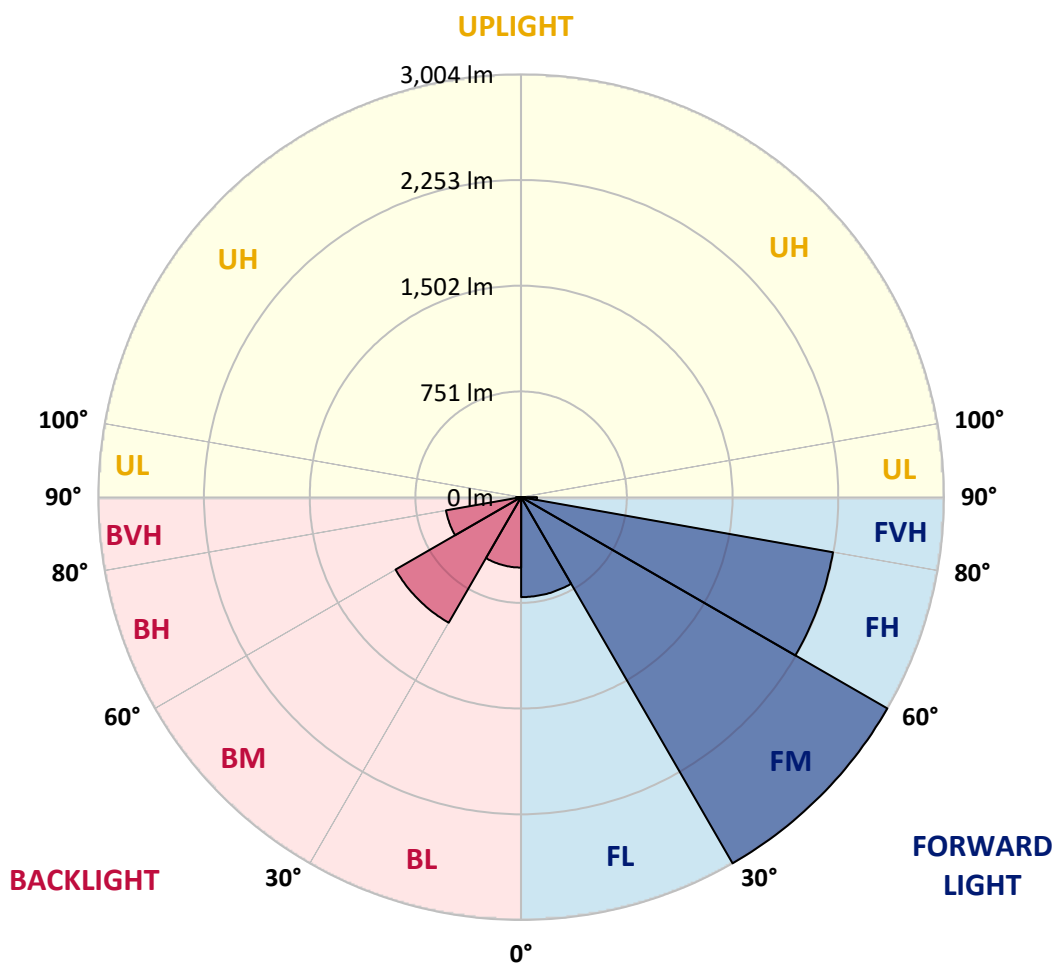
CATALOG NUMBER: EMM2-HTN-SA2A-830-U-T3

LUMINAIRE CLASSIFICATION SYSTEM LUMEN TABLE AND BUG RATING:

Zone	Lumens	% Fixture	Zone Rating/Lumen Limit		
			B	U	G
FL (0°-30°)	710.5	8.7			
FM (30°-60°)	3004.4	36.7			
FH (60°-80°)	2250.0	27.5			G2/5000
FVH (80°-90°)	112.1	1.4			G2/225
BL (0°-30°)	500.3	6.1	B2/1000		
BM (30°-60°)	1030.2	12.6	B2/2500		
BH (60°-80°)	541.7	6.6	B2/1000		G2/1000
BVH (80°-90°)	37.6	0.5			G1/100
UL (90°-100°)	0.0	0.0		U0/0	
UH (100°-180°)	0.0	0.0		U0/0	

BUG Rating: B2-U0-G2

Type III Medium





REPORT NUMBER: P870777

CATALOG NUMBER: EMM2-HTN-SA2A-830-U-T3

CANDELA DISTRIBUTION (FULL):

	0°	5°	15°	25°	35°	45°	55°	65°	66°	75°	85°
0°	1408.6	1408.6	1408.6	1408.6	1408.6	1408.6	1408.6	1408.6	1408.6	1408.6	1408.6
2.5°	1459.0	1452.5	1447.6	1450.9	1441.1	1444.4	1433.0	1424.9	1423.2	1420.0	1416.7
5°	1504.6	1504.6	1496.4	1496.4	1485.0	1483.4	1467.1	1449.3	1449.3	1437.9	1424.9
7.5°	1553.4	1550.1	1540.3	1538.7	1525.7	1522.4	1504.6	1476.9	1475.3	1454.1	1434.6
10°	1587.5	1589.1	1582.6	1582.6	1572.9	1564.7	1538.7	1509.4	1506.2	1478.5	1447.6
12.5°	1613.5	1616.8	1615.2	1615.2	1607.0	1607.0	1577.8	1538.7	1535.5	1499.7	1455.8
15°	1641.2	1639.6	1644.4	1646.1	1642.8	1637.9	1616.8	1571.2	1569.6	1522.4	1467.1
17.5°	1665.6	1664.0	1665.6	1673.7	1675.3	1675.3	1654.2	1607.0	1600.5	1550.1	1476.9
20°	1680.2	1683.5	1690.0	1699.7	1704.6	1717.6	1699.7	1649.3	1642.8	1579.4	1498.0
22.5°	1735.5	1725.8	1730.6	1737.2	1743.7	1761.6	1745.3	1693.2	1688.4	1623.3	1522.4
25°	1829.9	1829.9	1818.5	1807.1	1799.0	1807.1	1794.1	1743.7	1740.4	1662.3	1550.1
27.5°	1994.1	1994.1	1969.7	1927.5	1873.8	1859.1	1849.4	1797.3	1787.6	1704.6	1568.0
30°	2202.3	2208.9	2164.9	2093.4	1994.1	1929.1	1904.7	1847.8	1842.9	1746.9	1595.6
32.5°	2425.2	2438.2	2405.7	2301.6	2138.9	2012.0	1973.0	1914.4	1903.1	1797.3	1631.4
35°	2625.2	2638.3	2594.3	2496.7	2288.6	2132.4	2054.3	1987.6	1981.1	1862.4	1685.1
37.5°	2787.9	2791.2	2763.5	2644.8	2413.8	2233.2	2155.2	2075.5	2062.5	1940.5	1742.0
40°	2960.3	2973.3	2945.7	2799.3	2527.7	2342.2	2256.0	2181.2	2169.8	2021.8	1795.7
42.5°	3140.9	3139.2	3139.2	2932.7	2641.5	2433.3	2365.0	2282.0	2275.5	2104.8	1854.3
45°	3251.5	3258.0	3240.1	3012.4	2809.0	2527.7	2470.7	2410.5	2399.2	2220.2	1930.7
47.5°	3279.1	3264.5	3183.2	3074.2	2997.7	2625.2	2604.1	2568.3	2542.3	2347.1	2025.1
50°	3241.7	3218.9	3171.8	3101.8	3067.7	2742.4	2739.1	2757.0	2739.1	2501.6	2134.0
52.5°	3101.8	3098.6	3090.4	3106.7	3051.4	2835.1	2892.0	2953.8	2950.6	2659.4	2247.9
55°	2807.4	2828.6	2926.2	3028.6	2989.6	2898.5	3062.8	3181.5	3168.5	2844.8	2365.0
57.5°	2506.5	2527.7	2652.9	2896.9	2929.4	2966.8	3254.7	3440.1	3419.0	3046.5	2472.4
60°	2244.6	2221.9	2347.1	2698.4	2844.8	3028.6	3445.0	3702.0	3684.1	3248.2	2583.0
62.5°	1829.9	1852.6	2052.7	2408.9	2726.1	3067.7	3601.2	3939.5	3928.1	3433.6	2672.4
65°	1447.6	1416.7	1717.6	2104.8	2521.1	3054.7	3736.2	4162.3	4154.2	3615.8	2740.7
67.5°	984.1	962.9	1359.8	1802.2	2243.0	2950.6	3767.1	4312.0	4315.2	3723.2	2758.6
70°	663.6	653.9	977.6	1385.8	1857.5	2726.1	3671.1	4342.9	4354.3	3750.8	2678.9
72.5°	489.6	488.0	715.7	988.9	1382.6	2301.6	3409.2	4141.2	4162.3	3555.6	2444.7
75°	385.5	390.4	510.7	702.7	922.3	1703.0	2867.6	3550.8	3583.3	3070.9	2029.9
77.5°	315.6	315.6	357.8	504.2	616.5	1057.3	2062.5	2599.2	2664.3	2369.9	1563.1
80°	255.4	260.2	265.1	351.3	408.3	603.4	1200.4	1733.9	1781.1	1650.9	1128.8
82.5°	139.9	149.6	144.8	182.2	204.9	279.8	476.6	701.0	772.6	688.0	512.4
85°	9.8	6.5	11.4	14.6	17.9	27.7	37.4	52.0	48.8	69.9	35.8
87.5°	1.6	1.6	1.6	3.3	3.3	4.9	6.5	6.5	6.5	6.5	6.5
90°	0.0	0.0	0.0	0.0	0.0	0.0	0.0	0.0	0.0	0.0	0.0



REPORT NUMBER: P870777

CATALOG NUMBER: EMM2-HTN-SA2A-830-U-T3

CANDELA DISTRIBUTION (continued):

	90°	95°	105°	115°	125°	135°	145°	155°	165°	175°	180°
0°	1408.6	1408.6	1408.6	1408.6	1408.6	1408.6	1408.6	1408.6	1408.6	1408.6	1408.6
2.5°	1415.1	1407.0	1394.0	1390.7	1385.8	1379.3	1372.8	1363.0	1359.8	1363.0	1366.3
5°	1416.7	1405.3	1384.2	1371.2	1358.2	1346.8	1333.8	1320.8	1312.6	1314.3	1320.8
7.5°	1421.6	1405.3	1372.8	1351.7	1330.5	1312.6	1291.5	1276.8	1267.1	1268.7	1273.6
10°	1428.1	1405.3	1366.3	1330.5	1301.2	1275.2	1254.1	1236.2	1226.4	1224.8	1226.4
12.5°	1429.7	1403.7	1351.7	1307.7	1272.0	1237.8	1215.0	1198.8	1189.0	1184.1	1187.4
15°	1434.6	1398.8	1337.0	1283.3	1239.4	1203.6	1176.0	1156.5	1150.0	1146.7	1145.1
17.5°	1441.1	1397.2	1324.0	1258.9	1206.9	1166.2	1141.8	1122.3	1114.2	1110.9	1114.2
20°	1450.9	1398.8	1309.4	1234.5	1177.6	1137.0	1109.3	1089.8	1083.3	1081.7	1080.0
22.5°	1463.9	1402.1	1298.0	1211.8	1145.1	1104.4	1076.8	1063.8	1058.9	1060.5	1060.5
25°	1476.9	1405.3	1281.7	1180.9	1110.9	1068.6	1049.1	1039.4	1042.6	1049.1	1049.1
27.5°	1488.3	1403.7	1258.9	1148.3	1070.3	1031.2	1016.6	1018.2	1026.4	1037.7	1039.4
30°	1502.9	1403.7	1234.5	1107.7	1024.7	987.3	984.1	997.1	1010.1	1021.5	1021.5
32.5°	1525.7	1413.5	1215.0	1067.0	977.6	948.3	962.9	980.8	995.4	1006.8	1010.1
35°	1564.7	1434.6	1202.0	1026.4	932.0	910.9	938.5	967.8	977.6	985.7	987.3
37.5°	1602.1	1454.1	1185.8	987.3	884.8	876.7	914.1	945.0	946.7	951.5	951.5
40°	1637.9	1468.8	1164.6	945.0	839.3	839.3	883.2	909.2	906.0	901.1	902.7
42.5°	1677.0	1476.9	1140.2	906.0	801.9	801.9	837.7	860.4	858.8	865.3	870.2
45°	1724.1	1493.2	1107.7	870.2	762.9	756.3	785.6	805.1	829.5	858.8	866.9
47.5°	1789.2	1515.9	1081.7	831.2	730.3	707.5	718.9	759.6	787.2	811.6	814.9
50°	1857.5	1548.5	1058.9	790.5	691.3	650.6	660.4	705.9	722.2	731.9	736.8
52.5°	1930.7	1574.5	1039.4	756.3	650.6	592.1	605.1	649.0	660.4	668.5	670.1
55°	1994.1	1595.6	1015.0	723.8	606.7	536.8	553.0	595.3	606.7	616.5	616.5
57.5°	2060.8	1615.2	998.7	696.2	559.5	491.2	502.6	544.9	561.2	564.4	569.3
60°	2116.1	1633.1	984.1	670.1	515.6	450.6	458.7	496.1	515.6	517.2	520.5
62.5°	2155.2	1644.4	975.9	637.6	471.7	409.9	416.4	453.8	476.6	481.5	483.1
65°	2179.6	1650.9	961.3	595.3	434.3	375.7	375.7	413.1	435.9	447.3	450.6
67.5°	2168.2	1639.6	922.3	546.5	400.1	341.6	339.9	377.4	396.9	403.4	405.0
70°	2080.4	1572.9	842.6	486.3	364.3	310.7	307.4	341.6	359.5	344.8	346.5
72.5°	1901.4	1421.6	733.6	426.2	326.9	281.4	278.1	307.4	309.0	309.0	307.4
75°	1602.1	1161.4	585.6	362.7	287.9	250.5	252.1	274.9	276.5	284.6	279.8
77.5°	1228.0	860.4	457.1	289.5	244.0	222.8	231.0	239.1	250.5	261.9	250.5
80°	893.0	593.7	317.2	216.3	188.7	188.7	191.9	200.1	216.3	227.7	216.3
82.5°	382.2	261.9	146.4	107.4	92.7	91.1	92.7	92.7	113.9	117.1	102.5
85°	29.3	24.4	17.9	17.9	14.6	8.1	8.1	6.5	4.9	4.9	4.9
87.5°	6.5	4.9	4.9	4.9	3.3	3.3	3.3	3.3	3.3	3.3	3.3
90°	0.0	0.0	0.0	0.0	0.0	0.0	0.0	0.0	0.0	0.0	0.0

Cooper Lighting Solutions Photometric Lab
1121 Highway 74 South
Peachtree City, GA 30269



LM-79-2019: Approved Method: Electrical and Photometric Measurements of Solid-
State Lighting Products

Report Prepared for

Cooper Lighting Solutions

Streetworks

Report Number: SP1-2407-157-7

Test Date: 09/05/2024

Luminaire Tested: MEM2-HTN-SA-40-830-U-5WQ

Data in this report applies to families of products including MEM2-HTN-SA-40-830-U-5WQ

Test Information

Test Method: LM-79-2019
 Report Number: SP1-2407-157-7
 Test Lab: COOPER LIGHTING SOLUTIONS
 Photometer: SP1 - 76IN SPHERE
 Measurement Geometry: 4π
 Issue Date: 09/05/2024
 Manufacturer: COOPER LIGHTING SOLUTIONS
 Product Line: Streetworks
 Catalog Number: **MEM2-HTN-SA-40-830-U-5WQ**
 Description: Epic Modern Light Square 40W 5WQ Optic

Spectral Parameters

CCT (K): 3126
 CIE u': 0.2465
 CIE v': 0.5182
 Duv: -0.0004
 CIE x: 0.4277
 CIE y: 0.3997
 CIE z: 0.1727
 Peak Wavelength (nm): 601
 Dominant Wavelength (nm): 582
 Purity: 48.31913
 Rf: 84.4
 Rg: 94.7

CRI (Ra):	82.6		
R1:	81.4	R9:	5.1
R2:	92.2	R10:	82.2
R3:	94.9	R11:	79.8
R4:	80.1	R12:	70.4
R5:	81.8	R13:	84.2
R6:	90.5	R14:	97.9
R7:	81.8	R15:	73.6
R8:	58.0		



Test Conditions

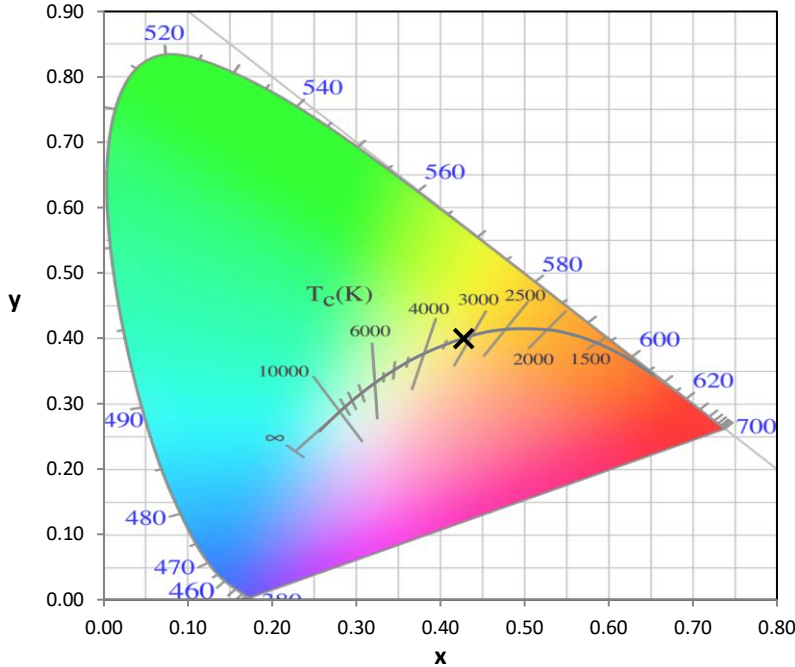
Stabilization Time: 22M
 Operation Time: 1H 22M
 Sphere Temperature (°C): 24.3

REPORT NUMBER: SP1-2407-157-7

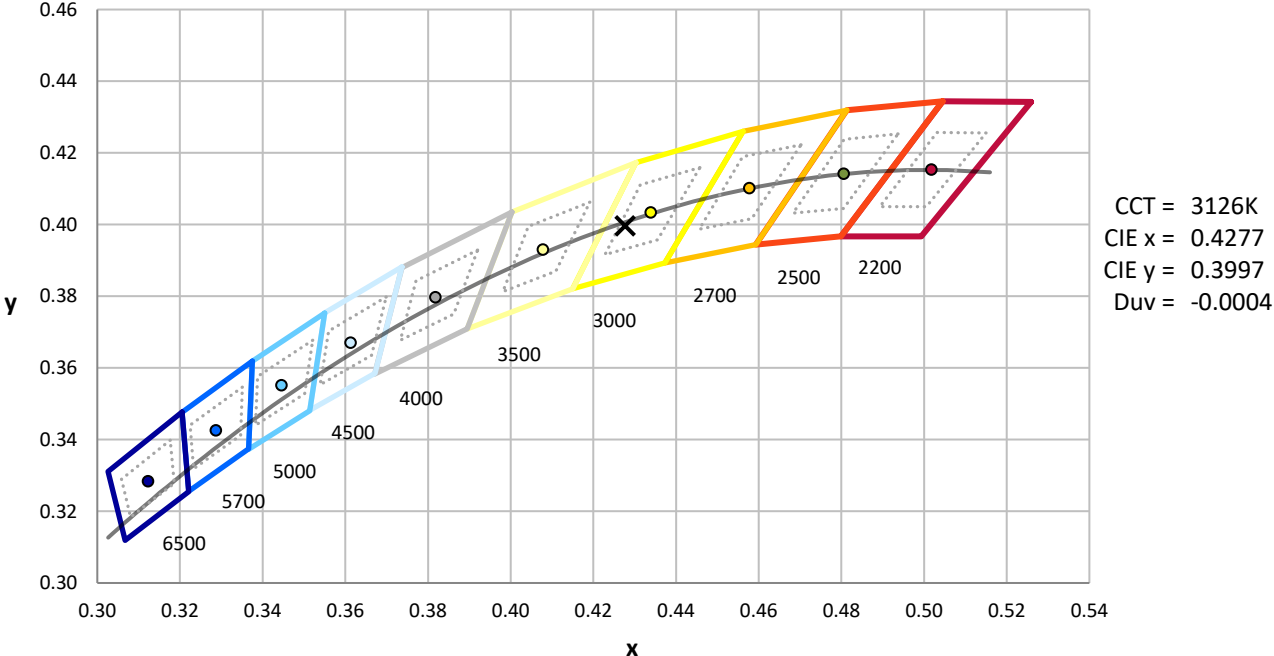
Measurement and Test Equipment			
Instrument	Identification Number	Calibration Date	Calibration Due Date
Photometer	IN0058	6/18/2024	12/18/2024
Power Meter	INXT2011004	2/8/2024	2/8/2025
AC Power Source	IN0063	10/24/2023	10/24/2024
DC Power Source	IN0208	10/24/2023	10/24/2024
Sphere Thermometer	IN0085	10/24/2023	10/24/2024
Room Thermometer	IN0046	10/24/2023	10/24/2024

REPORT NUMBER: SP1-2407-157-7

CIE 1931 Chromaticity Diagram



CIE 1931 Chromaticity Diagram with 2017 ANSI 7-Step and 4-Step Quadrangles



Point lies inside the ANSI 3000K 4-step quadrangle

REPORT NUMBER: SP1-2407-157-7

Photopic Flux vs. Wavelength



Photopic Lumens: NR

λ (nm)	Power W [^] /nm	Lumens (φ/nm)	λ (nm)	Power W [^] /nm	Lumens (φ/nm)	λ (nm)	Power W [^] /nm	Lumens (φ/nm)	λ (nm)	Power W [^] /nm	Lumens (φ/nm)	λ (nm)	Power W [^] /nm	Lumens (φ/nm)
360	0	NR	490	258	NR	620	908	NR	750	26	NR	880	1	NR
365	0	NR	495	297	NR	625	857	NR	755	22	NR	885	0	NR
370	0	NR	500	345	NR	630	801	NR	760	19	NR	890	0	NR
375	0	NR	505	391	NR	635	738	NR	765	16	NR	895	0	NR
380	0	NR	510	426	NR	640	675	NR	770	14	NR	900	0	NR
385	0	NR	515	456	NR	645	610	NR	775	12	NR	905	0	NR
390	0	NR	520	480	NR	650	547	NR	780	10	NR	910	0	NR
395	0	NR	525	500	NR	655	488	NR	785	9	NR	915	0	NR
400	0	NR	530	517	NR	660	429	NR	790	7	NR	920	0	NR
405	2	NR	535	538	NR	665	378	NR	795	6	NR	925	0	NR
410	4	NR	540	558	NR	670	328	NR	800	5	NR	930	0	NR
415	9	NR	545	584	NR	675	285	NR	805	5	NR	935	0	NR
420	16	NR	550	611	NR	680	247	NR	810	4	NR	940	0	NR
425	31	NR	555	646	NR	685	212	NR	815	3	NR	945	0	NR
430	56	NR	560	687	NR	690	183	NR	820	3	NR	950	0	NR
435	101	NR	565	731	NR	695	156	NR	825	3	NR	955	0	NR
440	178	NR	570	780	NR	700	133	NR	830	2	NR	960	0	NR
445	323	NR	575	832	NR	705	114	NR	835	2	NR	965	0	NR
450	566	NR	580	883	NR	710	96	NR	840	2	NR	970	0	NR
455	645	NR	585	927	NR	715	82	NR	845	1	NR	975	0	NR
460	457	NR	590	963	NR	720	70	NR	850	1	NR	980	0	NR
465	365	NR	595	985	NR	725	59	NR	855	1	NR	985	0	NR
470	317	NR	600	998	NR	730	50	NR	860	1	NR	990	0	NR
475	244	NR	605	994	NR	735	43	NR	865	1	NR	995	0	NR
480	218	NR	610	978	NR	740	36	NR	870	1	NR	1000	0	NR
485	233	NR	615	947	NR	745	31	NR	875	1	NR			

REPORT NUMBER: SP1-2407-157-7

Scotopic Flux vs. Wavelength



Scotopic Lumens: NR

S/P: 1.42

λ (nm)	Power W [^] /nm	Lumens (φ/nm)	λ (nm)	Power W [^] /nm	Lumens (φ/nm)	λ (nm)	Power W [^] /nm	Lumens (φ/nm)	λ (nm)	Power W [^] /nm	Lumens (φ/nm)	λ (nm)	Power W [^] /nm	Lumens (φ/nm)
360	0	NR	490	258	NR	620	908	NR	750	26	NR	880	1	NR
365	0	NR	495	297	NR	625	857	NR	755	22	NR	885	0	NR
370	0	NR	500	345	NR	630	801	NR	760	19	NR	890	0	NR
375	0	NR	505	391	NR	635	738	NR	765	16	NR	895	0	NR
380	0	NR	510	426	NR	640	675	NR	770	14	NR	900	0	NR
385	0	NR	515	456	NR	645	610	NR	775	12	NR	905	0	NR
390	0	NR	520	480	NR	650	547	NR	780	10	NR	910	0	NR
395	0	NR	525	500	NR	655	488	NR	785	9	NR	915	0	NR
400	0	NR	530	517	NR	660	429	NR	790	7	NR	920	0	NR
405	2	NR	535	538	NR	665	378	NR	795	6	NR	925	0	NR
410	4	NR	540	558	NR	670	328	NR	800	5	NR	930	0	NR
415	9	NR	545	584	NR	675	285	NR	805	5	NR	935	0	NR
420	16	NR	550	611	NR	680	247	NR	810	4	NR	940	0	NR
425	31	NR	555	646	NR	685	212	NR	815	3	NR	945	0	NR
430	56	NR	560	687	NR	690	183	NR	820	3	NR	950	0	NR
435	101	NR	565	731	NR	695	156	NR	825	3	NR	955	0	NR
440	178	NR	570	780	NR	700	133	NR	830	2	NR	960	0	NR
445	323	NR	575	832	NR	705	114	NR	835	2	NR	965	0	NR
450	566	NR	580	883	NR	710	96	NR	840	2	NR	970	0	NR
455	645	NR	585	927	NR	715	82	NR	845	1	NR	975	0	NR
460	457	NR	590	963	NR	720	70	NR	850	1	NR	980	0	NR
465	365	NR	595	985	NR	725	59	NR	855	1	NR	985	0	NR
470	317	NR	600	998	NR	730	50	NR	860	1	NR	990	0	NR
475	244	NR	605	994	NR	735	43	NR	865	1	NR	995	0	NR
480	218	NR	610	978	NR	740	36	NR	870	1	NR	1000	0	NR
485	233	NR	615	947	NR	745	31	NR	875	1	NR			

REPORT NUMBER: SP1-2407-157-7

Melanopic Flux vs. Wavelength



Melanopic Lumens: NR

M/P: 2.79

λ (nm)	Power W [^] /nm	Lumens (φ/nm)	λ (nm)	Power W [^] /nm	Lumens (φ/nm)	λ (nm)	Power W [^] /nm	Lumens (φ/nm)	λ (nm)	Power W [^] /nm	Lumens (φ/nm)	λ (nm)	Power W [^] /nm	Lumens (φ/nm)
360	0	NR	490	258	NR	620	908	NR	750	26	NR	880	1	NR
365	0	NR	495	297	NR	625	857	NR	755	22	NR	885	0	NR
370	0	NR	500	345	NR	630	801	NR	760	19	NR	890	0	NR
375	0	NR	505	391	NR	635	738	NR	765	16	NR	895	0	NR
380	0	NR	510	426	NR	640	675	NR	770	14	NR	900	0	NR
385	0	NR	515	456	NR	645	610	NR	775	12	NR	905	0	NR
390	0	NR	520	480	NR	650	547	NR	780	10	NR	910	0	NR
395	0	NR	525	500	NR	655	488	NR	785	9	NR	915	0	NR
400	0	NR	530	517	NR	660	429	NR	790	7	NR	920	0	NR
405	2	NR	535	538	NR	665	378	NR	795	6	NR	925	0	NR
410	4	NR	540	558	NR	670	328	NR	800	5	NR	930	0	NR
415	9	NR	545	584	NR	675	285	NR	805	5	NR	935	0	NR
420	16	NR	550	611	NR	680	247	NR	810	4	NR	940	0	NR
425	31	NR	555	646	NR	685	212	NR	815	3	NR	945	0	NR
430	56	NR	560	687	NR	690	183	NR	820	3	NR	950	0	NR
435	101	NR	565	731	NR	695	156	NR	825	3	NR	955	0	NR
440	178	NR	570	780	NR	700	133	NR	830	2	NR	960	0	NR
445	323	NR	575	832	NR	705	114	NR	835	2	NR	965	0	NR
450	566	NR	580	883	NR	710	96	NR	840	2	NR	970	0	NR
455	645	NR	585	927	NR	715	82	NR	845	1	NR	975	0	NR
460	457	NR	590	963	NR	720	70	NR	850	1	NR	980	0	NR
465	365	NR	595	985	NR	725	59	NR	855	1	NR	985	0	NR
470	317	NR	600	998	NR	730	50	NR	860	1	NR	990	0	NR
475	244	NR	605	994	NR	735	43	NR	865	1	NR	995	0	NR
480	218	NR	610	978	NR	740	36	NR	870	1	NR	1000	0	NR
485	233	NR	615	947	NR	745	31	NR	875	1	NR			

Summary

$R_f = 84.4$
 $R_g = 94.7$
 $CIE R_a = 82.6$
 $R_9 = 5.1$



Color Vector Graphics



Individual Sample Fidelity Index ($R_{f,i}$)

CES01 = 86	CES26 = 86	CES51 = 93	CES76 = 82
CES02 = 63	CES27 = 92	CES52 = 93	CES77 = 84
CES03 = 31	CES28 = 94	CES53 = 89	CES78 = 81
CES04 = 70	CES29 = 92	CES54 = 89	CES79 = 90
CES05 = 49	CES30 = 91	CES55 = 86	CES80 = 89
CES06 = 51	CES31 = 93	CES56 = 85	CES81 = 72
CES07 = 42	CES32 = 85	CES57 = 83	CES82 = 95
CES08 = 41	CES33 = 97	CES58 = 84	CES83 = 94
CES09 = 29	CES34 = 92	CES59 = 91	CES84 = 91
CES10 = 76	CES35 = 96	CES60 = 90	CES85 = 74
CES11 = 59	CES36 = 81	CES61 = 87	CES86 = 68
CES12 = 65	CES37 = 96	CES62 = 83	CES87 = 84
CES13 = 43	CES38 = 86	CES63 = 87	CES88 = 88
CES14 = 74	CES39 = 98	CES64 = 79	CES89 = 75
CES15 = 71	CES40 = 96	CES65 = 78	CES90 = 89
CES16 = 47	CES41 = 96	CES66 = 77	CES91 = 73
CES17 = 50	CES42 = 97	CES67 = 76	CES92 = 63
CES18 = 56	CES43 = 91	CES68 = 80	CES93 = 77
CES19 = 72	CES44 = 99	CES69 = 85	CES94 = 61
CES20 = 66	CES45 = 93	CES70 = 78	CES95 = 73
CES21 = 87	CES46 = 90	CES71 = 74	CES96 = 84
CES22 = 79	CES47 = 94	CES72 = 91	CES97 = 88
CES23 = 92	CES48 = 83	CES73 = 74	CES98 = 85
CES24 = 91	CES49 = 91	CES74 = 90	CES99 = 76
CES25 = 72	CES50 = 93	CES75 = 78	



Color Rendition by Hue-Angle Bin



Measure Comparisons



(END OF REPORT)